

From the Art Room

Carol Lewallen Matthews: Featured Artist at St. Anthony on the Desert



Palisades

Carol Lewallen Matthews was the featured artist in February at the St. Anthony on the Desert Arts Council page. Due to the ongoing Coronavirus Pandemic the exhibit was virtual.

The following is a portion of an article printed in the Fountain Hills Times on February 10th:

The best landscape painters do not merely record a scene; rather they infuse their landscape with emotions the scene inspired in them.

Their landscape paints reflect a part of their artists soul. Their paintings show that momentary spiritual interaction between nature and human.

Landscape artist Lewallen Matthews achieves these qualities in the February 2021 Virtual Art Exhibit.


As a child growing up in Montana, Matthews "heart often skipped a beat at the stunning beauty" she saw while camping and hiking in the western wilderness and grasslands.

"I remember wanting to burn those images into my memory so I would never forget them."

Later, raising her family in Alaska, she explained, "I continued to want to visually represent the moments that inspired me to think beyond myself, and to know I am in the presence of God in some way. Capturing those moments with paint seems foolish, but I still want to try. My dream is to convey these inspiring moments through oil painting."



Carol Lewallen Matthews



Rio Verde River in December



Sonoran Desert Barrel Cactus

In her paintings, she said she wants to describe the intangible, inspirational, indescribably Godly inspired moments of life so that others will believe and I will not forget.

She has said she hopes to "create a painting that takes her breath away." This collection of paintings surely has.

**VAL March
General Meeting**
Wednesday, March 24th
2:00 pm Via Zoom

Two New Classes Added!
See Pages 7 and 8



Like us on Face Book

Newsletter is online at www.rioverdearizona.com under Community Center & Verdes Art League.

From the Co-Presidents



Connie Lewis

Jackie Kingsbury

Hi Art League Members,

We want to know what you have been doing during the pandemic and these unusual times. Send articles and pictures to Susan Murphy for the newsletters. With the Community Center under construction it is even more difficult to connect. You know what, next year will be here before we know it and, hopefully we will be back meeting. I have been working on some batiks and am anxious to try a couple new ideas.

Keep working and enjoying your artistic expression. We will try to keep you informed on the remodel. Believe it will be fall or 2022 before it will be finished. For your information, I heard from a pretty good source that the Fountain Hills Art Festival will be in April. Keep watching for more information.

Connie

As we enter March with the arrival of guests and lots of painting choices, I want to thank all of our members who kept the art league active. I have enjoyed the workshops that have been offered with many new ideas and supplies. I hope to have time to experiment with these new skills. Janis Bunchman has done an excellent job of communicating with instructors and members. Classes have been fun and challenging. I hope members take advantage of the remaining offerings.

Art Chat has been fun! It has been a way to learn more about our members and their projects. I have had questions answered about my work and have learned what others have been doing. Our next Art Chat will be on March 8th from 4-5:30 on Zoom. We have our own account and can talk as long as we want. Our account is available to our members. For instance a mini-group can schedule a meeting if they are unable to meet in person. Art Chats will continue on March 29th and April 12th.

March 24th will be the date for our General Meeting. Normally at this time of year we would be having our Spring Show. We hope to have a show next March in the newly renovated Community Center. Thank you to Ed Botkin for agreeing to chair this event. I for one will need to get some of my pieces out from under my bed (their storage spaces).

I look forward to connecting with you in class or in Zoom meetings. Having Susan as our "communicating expert" has been a bright spot during this year of challenges. This year of "adjustments" has made us all appreciate our friends and fellow artists. Thank you to our board for their commitment to the Verdes Art League.

Jackie

Learning Opportunities

By Jackie Kingsbury

Judy Patti Zoom Classes From Her Denver Studio

Judy teaches classes three days a week from her studio in Denver. Members are invited to try a class for FREE to see how they are run. You can then join her group classes for about \$30 each for a three-hour class. I have been in her studio and have seen her in action.

Contact Judy about her offer by calling:

303-523-8897

Tim Wilmont Zoom Watercolor Classes

This is a Zoom class offered by the group from Italy that I was to be with. They are offering the Zoom classes. I have found them very good and not terribly expensive. You can pay what you wish. I have been paying about \$40 per 3-hour session. I am willing to take questions since I will be doing the zoom classes. I suggest that members watch YouTube classes by Tim Wilmont. They are free!

If you have any questions contact me at:

jackiekingsbury28@gmail.com

Paint a Tuscan Street Scene Online With Tim Wilmont

On Tuesday, March 2nd at 5:00 pm (UK time*), Tim Wilmont will be running his first online watercolour session with the Watermill at Posara. It is particularly special in that you will be choosing which piazza to paint, from a selection of four different scenes. All are in the walled medieval town of Fivizzano, a mile or so from the Watermill, which we visit during our 'real' weeks. At the beginning of the session Tim will outline the merits of painting each scene, then you'll vote for whichever you prefer. We will go with the piazza favoured by the majority and then you paint along with Tim, as is usual in our sessions.

*For those in a different time zone, you might find it helpful to be reminded that 5:00 pm UK time is equivalent to 12 noon New York (USA) time the same day.

This workshop is suitable for everyone, from beginners right through to the more advanced who will savour Tim's skill and expertise in this medium. You can find more information and register at the following link:

<https://www.eventbrite.co.uk/e/a-piazza-in-tuscany-watercolours-with-tim-wilmont-registration-138124978529>.

You can follow The Watermill on Facebook or visit their website at:

watermill.net

Kari Hogden Featured in February on Shoutout Arizona



Kari Hogden in her studio.

Kari was featured on the website *Shoutout Arizona* on February 15th. Below is Shoutout Arizona's Q & A with Kari. Congratulations Kari!

Hi Kari, what role has risk played in your life or career?

I guess I took a risk when I decided to become a professional artist rather than the safer option of being an art teacher. Once I took the plunge I had hard work and practice, practice, practice to become a competent artist. Many times that meant giving something else up in order to have the time to paint. I stay diverse. That means I rarely say no to a commission. I have painted many portraits of both people and pets, murals, childhood landscapes and giant abstract paintings - all with the goal of pleasing the collector.

Can you open up a bit about your work and career? We're big fans and we'd love for our community to learn more about your work.

My inspiration comes from nature. Many times my process begins by heading out for a hike with a huge backpack filled with paints, brushes, canvas and tripod easel. When I find what I might want to paint I study it from all angles and decide what I want to say about it. Then the painting of a study begins. I have about 2.5 hours before the light changes so there is no time to waste. I focus. I get lost in it. The sights, smells and sounds all become part of the painting. I love the physicality of putting the paint on the canvas and I use lots of it! My recent show called "Saguaros I Have Met" relates to my personal exploration of the desert - particularly the saguaro and its many inhabitants. They look kind of human, don't they?

If you had a friend visiting you, what are some of the local spots you'd want to take them around to?

I would tell them to bring their hiking books and sun hat. The first day I would take them out into the bright Arizona sunshine for a short hike to the Verde River-to a secret spot where the wild horses often hang out. We would take lots of pictures and pretend we are horse whisperers. Then we'd have a cocktail on our patio and watch the Gambel's quail and other birds while the

sun goes down on Four Peaks and the Mazatzal Mountains. Near Cave Creek we would hike among the giant boulders, eat a fine dinner at the Indigo Crow afterward and then we would listen to country music and dance the Arizona Two Step at Buffalo Chip Saloon. We would be sure to visit the Desert Botanical Gardens. I would also let them loose in my studio to try some of the many supplies I have there. Maybe they would bring home a small oil painting, an alcohol ink trivet, or a watercolor sketch to remember their trip to Arizona.



Playground Monitor

Shoutout is all about shouting out others who you feel deserve additional recognition and exposure. Who would you like to shoutout?

I am lucky to have studied early on with David Leffel and Harvey Dinnerstein at the Art Students League of New York - both world class oil painters. But more important to my development are some contemporary painters who I have painted with in week long workshops; like Kevin MacPherson, Kenn Backhaus and Rose Frantzen. Every day paintings posted on instagram and facebook are a source of inspiration. They create a platform for community within an otherwise lonely profession. John Singer Sargent is my all time favorite artist!



Above: The Squatters
Left: Diva in Low Light

Website: www.KariHogden.com

Instagram: [karihogden](https://www.instagram.com/karihogden)

Facebook: Kari Markwardt Hogden

shoutoutarizona.com

Toni Lowden Has Added "Work of Grief" To Her Website

Toni's grandson has added 10 of Toni's abstract paintings in her series "Work of Grief" to her website. The website was created using WIX which is free.

Below are Toni's beautifully written words:

"When you lose your soul mate, your world, as you knew it; stops.

In her book *A Year of Magical Thinking*, Joan Didion describes her feeling of loss when her husband dies as falling into a vortex. Accompanying the Covid-19 pandemic, the passing of my husband after 56 years of togetherness translated to a ten month period of lockdown I label GRAY. It meant the loss of visitors, family, and friends as well. I painted dark pieces, directing irrational anger toward the entirely unknown as Freud called the work of grief.

For me, grief is a process of detracting oneself from a person that anchored me to life.

You feel a bit adrift in the mainstream of life. You share the death sentence. What follows are unpredictable waves of happy memories that cause your eyes to well up in tears. A romantic song, a family picture can send you down the rabbit hole again. The best chapter of your life has just ended. Your best friend; the person who brought out the best in you has left and is not coming back.

What follows are uncertainty about the future, and with Covid feeling like a level 5 tornado adding to the havoc, I could feel my heart cracking.

We don't receive wisdom; we must discover it for ourselves after a journey that no one can take for us or spare us, according to Marcel Proust.

So I painted my way out of grief. I felt black and blue, I felt the red of anger, and eventually I came to terms with the sun setting on that chapter of my life.

It does take a year.

Even though you saw it coming as you saw him declining gradually and gently.

God is good. He brought me a morning sky of bright pink and blue this morning.

I can paint brighter colors now."

To see her Grief Series, visit the Gallery on her website at:


antoniawlowden.com

Watch & Listen at the Heard

The Heard Museum team has pulled together some resources for you to help engage with American Indian art and culture in the comfort of your own home and on your schedule. They will be updating this content weekly for you to access some their most popular videos, articles and books online.

heard.org/heardathome

Fountain Hills Art League All Members Exhibition 2021



Detail of Judith Rothenstein-Putzer *City Scapes - Along The Highline* mixed media.

The Fountain Hills Art League All Member Show is held each February. The show is open to all members of the FH Art League. Normally their artwork is displayed on the walls of the Community Center. This year, because of Covid-19 and the closing of the Fountain Hills Community Center, the show is virtual.

They invite you to visit their exhibit from the safety of your home. The work is diverse and includes photography, fiber art, sculpture, painting and many other mediums.

Most of our artwork is available for purchase. If you are interested in talking to the artist or want to purchase directly from the artist, please email Pat Reich at patreich@gmail.com. She can put you in contact with the artist.

<http://www.fountainhillsartleague.com/2021/exhibition/openexhibition.html>

“
Art evokes the mystery
without which the world
would not exist.”

René Magritte

Draw Studio Fun



Kathy Brancheau, Diane Kizewski, Jackie Kingsbury and Robin Hoyt

On Wednesday, February 10th, Robin Hoyt led a Paper Cutting Collage Workshop during Draw Studio in the Art Room. This group meets on Wednesday mornings in the Art Room from 10:00 am to noon. Contact Diane Kizewski to join the group.

To join any of the Draw Studio small groups, see page 12 for more information.

Below are the collages that were completed on February 24th.



Kathy Brancheau



Robin Hoyt



Diane Kizewski



Susan Murphy



- ▲ Maximum 10 persons at any one time.
- ▲ Each participant will maintain social distancing of at least six feet.
- ▲ Each participant will use his/her own supplies.
- ▲ Each participant will sanitize the table and chair before and after each attendance.
- ▲ Each participant must wear a face mask.

Have You Paid Your Dues???

Have you paid your membership dues for the Verdes Art League yet? Annual dues are \$30.00 for the season which runs from November 2020 to November 2021.

Please make your check out to the Verdes Art League. You may put it in the Membership Envelope in the Black File Box in the Art Room or mail it to our treasurer:

Anne Buhler
18426 E Picacho Rd
Rio Verde AZ 85263

Class & Workshop Photos Needed

Susan Murphy is asking those that take VAL Classes or Workshops to take photos and send your jpg images to her at:

sdmurphy@gmail.com

Stunning Rainbow Over Rio Verde



Kimberly Schols took this beautiful photograph from her rooftop deck at 5:00 pm on January 29th

Connie Lewis Shares Her Watercolors



Connie shares her watercolors that she created during Judy Patti's Watercolor Workshop on January 29 & 30.



Jackie Kingsbury Shares Her Works from Workshops



Jackie's pastel during Casey Chevront's Pastel Workshop on February 12 & 13.



Jackie's watercolor created during Judy Patti's Watercolor Workshop on January 29 & 30.

March



Intuitive Abstracts

Painting with Casey Chevront

All Levels Rio Verde Art Room
 March 12th \$125
 10:30 am -4:00 pm

Intuitive Abstracts are multi-layered works created on heavy paper in mixed media; watercolor, acrylic, acrylic inks, ink pens, gouache - virtually any watermedia combination is acceptable. Here we'll use line work and basic mark making to explore ideas and structure, then create layered overlayments to add depth and create color relationships to your composition.

Please bring a color wheel if you have one handy. Some materials (alcohol inks, acrylics) will be provided; students should bring WHITE gouache (required), fine line Sharpies, brushes, and a variety of colored watermedia. A 16x16" watermedia paper block or similar is a good size to bring.

Materials List is provided on Enrollment



Gourd Wall Hanging Workshop

With Margaret Sullivan

Thursday, March 18th Margaret's Home
 9:00 am - 3:00 pm 18518 E Horseshoe Bend
 \$129 In Rio Verde

An assortment of large gourds will be used to create a variety of large wall hangings - your choice of several different designs. To be able to woodburn, the class will be held at my home.

To sign up for this class, Contact Margy Sullivan at:
msull3519@aol.com for availability.

Your check will be requested at registration.

Cancellations up until two weeks before class (March 4th).

April



Poured Watercolor

With Margie Barritt

All Levels
 Maximum 8
 April 2-3
 9:30 am - 12:30 pm
 Rio Verde Art Room
 \$30 pay at Workshop



Painting Cactus Flowers

With Beth Zink

All Levels
 April 7th
 9:30 am - 4:30 pm
 Rio Verde Art Room
 \$150, materials provided

It's not too late to sign up for classes in March and April. Please use the Black Box in the Art Room (except for Margaret Sullivan's Gourd Workshop) to sign up. Checks for the classes can be given to the instructor at the class session. Questions or to sign up email Janis Bunchman at jbunchma@aol.com.

Continued on Page 8

April ~ Just Added!



**Jewelry Class
Double Neckless &
Earring Set**

With Kathy Morgan
& Toni Lowden

Friday, April 9th
1:00 pm - 4:30 pm
Rio Verde Art Room
\$55 + \$20 material fee

All materials will be provided. Make check out to Toni Lowden for \$75 and put it in the Black File Box in the Art Room to hold your place.

Class size limited to six participants

Questions:

Toni Lowden: tonilowden@yahoo.com

Kathy Morgan: bigkbig@aol.com

**On YouTube:
The Women Artists of
Monhegan Island**



A friend of Margie Barritt recommended this documentary to her and she found it quite fascinating. It is about 70 minutes long. Monhegan Island was a special place to Emmett Ryan and he painted there.

The documentary reveals intimate profiles and conversations with some of Monhegan Island's most influential woman artists.

<https://www.youtube.com/watch?v=R-08hn2LjNk>

Holland Center Offerings

Realistic Watercolors

Tuesdays, March 2, 9, 16, 23, limited class size
9:00 am to 12:00 pm \$200

If you have always been fascinated with watercolor painting, now's your chance. This four-session watercolor workshop is designed for beginners and those current watercolorists who want to achieve more realistic techniques. Instructor, noted local artist Larry Charles, will use travel as his theme as he teaches five techniques for capturing landscapes in fleeting sunlight, quick-sketch plein air pictures, lifelike characters, watercolor post-cards, and landscape perspectives. You will be given a list of materials. Expect to see one instructor demo during each three-hour class and plan to complete at least one watercolor each session. Takes place in the Mesquite Art Studio at the Holland Center. Masks are required and you will be socially distanced. Register at: www.hollandcenter.org, and click on Lifelong Learning.

Mosaic Stepping Stones

Saturday, March 6th Webinar

10:00 am to 11:00 am \$20

You do not need previous art training or talent to create beautiful stepping stones for your garden or to appreciate mosaic art. In this online class you will look at mosaics in museums, public spaces, and street art locally and around the world. You will see other mosaics in many locations, and review different fabrication techniques. Tamsin is a local artist, art educator and museum educator and will introduce her background and take you on a visual tour of mosaic art around the world. She will then walk you through the steps for creating your own garden masterpiece. Register at www.hollandcenter.org, and you will be sent a materials list and the sign-on for this Webinar.

Fused Glass Flowers

Monday, March 22nd

2:00 pm to 3:30 pm \$50

Springtime is on the way and it is time to celebrate with your own unique bouquet of flowers. You will produce a contemporary, innovative, and original piece of artwork from your imagination. Create as many flowers as possible, choose the size, and any color that appeals to you. A 6 x 6-inch clear glass square will be provided along with an array of colors you can use for flowers and their stems. Come and welcome in the Spring! Register at www.hollandcenter.org and click on Lifelong Learning.

Art in the Time of Trepidation

The Holland Gallery of Fine Art

March 12th through April 8th

A vibrant new art show will be going up that you won't want to miss. "Take Five" Artists is a group of ambitious and energetic artists, coming from throughout the valley, and each utilizing a different style and medium. Each artist's work illustrates the mental picture that they see in their mind's eye. These accomplished artists draw upon their global experiences to create tableaux that are both striking and compelling to the viewer. Each piece, even if abstracted, represents real events, people,

Holland Center Offerings

Continued from Page 8

memories and experiences and expresses compelling points of view. While each artist's style is different, their work combines to present a cohesive, visually exciting exhibit.

Take Five Artists Exhibiting are:

- Carl B. Johnson (Apache Junction) - oils and assemblage
- Liz Nicklus (Apache Junction) - mixed media
- Nancy Nowak Utech (Queen Creek) - mixed media, collage
- Sharon Peterson (San Tan Valley) - watercolor, mixed media
- Rosalie Trulli (Mesa) oils

The Holland Center
 34250 N 60th St
 Scottsdale, AZ 85266
www.hollandcenter.org

Contact: Betsy Anderson: betsy@azfcf.org
 Office 480-488-1090 x 1003

Arizona Sage Art Market



Saturday
 April 10th
 10:00 am - 4:00 pm

The Holland Center
 34250 N 60th St
 Scottsdale AZ

A juried art sale that features local artists in a safe-socially distanced environment. There will be 30 artists participating, some indoors appropriately spaced, and some outdoors in tents. This is a unique opportunity to connect with local artists, and see the exceptional artwork they have to offer. Most items will be priced under \$300. There will also be a raffle of items contributed by the artists. Don't miss it! Masks are required.

The Holland Center is a vibrant, community-oriented nonprofit organization celebrating art, education, and service in the Desert Foothills region.

hollandcenter.org

Art Trivia

What artist was struck in the face with a mallet by an envious rival, disfiguring him for life?

Answer on Page 12

Beth Zink at Celebration of Fine Art



Beth Zink will be exhibiting her work at Celebration of Fine Art this year. It is open daily from 10:00 am to 6:00 pm through March 28th at Loop 101 & Hayden Road. Tickets are available at celebrateart.com. Celebration will be respecting CDC Guidelines and Covid-19 Regulations. Beth's studio is #209 and located just inside the front door, to the right, on the first aisle.

Beth will be giving a Workshop on April 7th in the Rio Verde Art Room "Painting Cactus Flowers". More information on page 7.

VAL Art Chats! On Zoom

Art Chats will take place via Zoom on Mondays at 4:00 pm. Look for email Zoom invite prior.



March 8
 March 29
 April 12

Verdes Art League Directory Is Near Completion

As of this Newsletter printing, the Verdes Art League Member Directory has 59 members represented. The Directory submissions on this page are from three new members of the VAL. It is our intention to eventually include submissions from all members in subsequent issues of the Newsletter.

We thank everyone who has sent in their information. Currently we are working on producing the Directory online. Meanwhile two complete paper copies have been created and will be displayed in the Art Room and at Tonto Verde as soon as the pandemic and renovation allows.


Our plan is to only make changes to the Directory annually, perhaps in February when most of our members are in the Verdes.

If you have questions, contact:

Margie Barritt
margb@umich.edu
OR
Toni Lowden
tonilowden@yahoo.com

Thank You To Margie Barritt and Toni Lowden For Taking On This Task!

Marcy Infanti




I have been drawing ever since I could hold a pencil and art has always been a part of my life. I have a minor in Studio Art from the University of New Mexico. I have done many shows in New Mexico, Texas, and Kansas in past years. I have also been teaching art classes. I have taken several art classes back seat in my car. I have also taken some classes as an adult student in art classes.


I work in my studio and every day I create art work.

Marcy Infanti



Marcy Infanti




"Baba," colored pencil, 7" x 7"



"Crested Cactus," graphite pencil, 11" x 14"

Malcolm Patten




I've lived in Arizona since 1985 and in Rio Verde since 2013. I've also lived in several beautiful parts of the United States in pursuit of an Engineering career including New England, St. Croix U.S.V.I., Florida, New Mexico, & Hawaii. I'm a student of Ken Storch, a group of peers at Scottsdale Community College, with a focus on the integration of Art with Science through Photography. I strive to capture the awe of expansive Landscapes, the graceful beauty of Nature & Architecture, and the dynamics of Wildlife and Machines.


The Science of Printing in the 21st Century provides exciting opportunities to print more brilliant colors with sharper contrast for a dramatic piece of art for some tastes. For others, traditional 20th Century Ink on Fine Paper remains a wonderful choice. The Digital RAW files I shoot are suitable for a wide range of high quality print sizes.

malcolm@pattenphoto.com
Please visit my website: <https://pattenphoto.com>


Malcolm Patten



Water Dross South of Grand (16"x10")




Wash River Eagle (10"x10")



Wash Valley Snow (15"x10")

Peg Zarlengo




I spent my career as a commercial baker. I retired early to do "all the things I never had time to do" while I was working. Creating art was high on the list. I took several collage art classes, and various workshops over a period of several years and discovered that my interests are creating art with texture and abstract design.

I have created abstract collages beginning with an acrylic base design and then adding layers of different kinds of paper and paint.


Pipes covered with different materials are also something I enjoy making. The pipes are several sizes and are covered with a variety of materials to create different textures: ribbon, wire, twine, and various kinds of yarn and sometimes I include beads. I have done a number of installations ranging in size from 6 feet by 5 feet to one or two small pieces included as an item of interest in a grouping of paintings.

pegzarlengo@comcast.net


Peg Zarlengo



"Pipes," acrylic collage on paper, 22" x 18"



"Firecracker," acrylic and papers collaged on watercolor paper, 22" x 18"



"Pipes," acrylic collage on paper, 15" x 22"



"Pick-up Sticks," 6" x 8"

Alcove & Glass Case Displays Discontinued Till Further Notice

Due to the renovation of the Rio Verde Community Center, the Alcove and Glass Case will not be open for displays till the renovation is complete. Those signed up for February through April will take precedence for the months when the Community Center re-opens.

For the Alcove Display contact:
Michele Mulleady
703-408-5795
mmulleady29@gmail.com

For the Glass Case contact:
Katherine Otte
480-404-6107
kathotte@hotmail.com

Alcove Display	Glass Case Display
<p>Michele Mulleady</p> <p>If you wish to display, please sign-up on the Art Room Bulletin Board or contact Michele Mulleady.</p>	<p>Katherine Otte</p> <p>If you wish to display, please sign-up on the Art Room Bulletin Board or contact Katherine Otte.</p>

DISCONTINUED
TILL FURTHER
NOTICE!

*In order to give all members a chance to display their crafts or artwork, a limit of displaying twice in a calendar year will be observed.

Ongoing Classes

General Art Instruction: *Instructor: Eddie Lopez (Current Schedule)*
 Rio Verde Community Center Art Room
 Mondays 9:30am-2:30pm beginning February 1st

Curriculum includes Drawing and Painting in all media. When the number of students exceeds what works well for the class, he will add additional classes. Watch this space for continuing information or check out the Art Room door for the current schedule. Classes are \$25 payable in cash only. Messages can be left for Eddie at the Community Association office.

Draw Studio: *Marcy Roth*
 Contact Marcy Roth 785-452-1063 or mcroth47@gmail.com to join a small group. Days and Times Vary depending upon which group you join.

Open Studio & Mini Workshops: *Janis Bunchman & Linda Berck*
 Rio Verde Community Center Art Room
 Tuesdays - Open Studio/Classes/Workshops - All Day
 Wednesdays - Open Studio/Classes/Workshops - All Day
 Fridays - Open Studio/Classes/Workshops - All Day
 Saturdays - Open for Guest Art Teachers

Woodcarvers: Thursdays 1:00 pm - 4:00 pm

VAL WORKSHOP CALENDAR

March

- 8 Art Chat Zoom
- 12 Intuitive Abstracts
with Casey Chevront
- 18 Gourd Wall Hanging
with Margaret Sullivan
- 22 Art Chat Zoom
- 24 VAL General Meeting
- 26 Private Gourd Workshop
Patricia Franklin Group
- 29 VAL Art Chat Zoom

April

- 2 Poured Watercolor with Margie Barritt
- 3 Poured Watercolor with Margie Barritt
- 7 Painting Cactus Flowers in Acrylic
with Beth Zinc
- 9 Jewelry Class with Kathy Morgan &
Toni Lowden
- 12 VAL Art Chat Zoom

This Calendar Is Subject To Change.

Look for this Calendar in the April Newsletter and in the Art Room.

Ongoing Classes

Art Classes with Eddie Lopez
Mondays at Rio Verde
9:30-12:30

Plein Air

Every Tuesday Morning
Jack Vogler: jack_vogler@yahoo.com

Draw Studio

Small Groups
Contacts listed in article at right

If you have any questions...

Contact:
Marcy Roth: mcroth47@gmail.com

Draw Studio

By Marcy Roth

Because of the virus situation, we will try meeting in small groups. Groups can decide when and where to meet....if the art room is empty, that is an indoor option for you (abiding by all protocols of no more than 10 people, 6 feet apart, etc.). Check the calendar in the VAL Newsletter to see when the room is available.

Here are the groups so far:

1. **Abstract Art**- Thursdays 1:00, various locations
Contact: Kathy Brancheau kathybrancheau@gmail.com
2. **Draw-Sketch-Contour** Wednesdays 10:00-12:00
in Art Room, Contact: Diane Kizewski dlk_1021@yahoo.com
3. **Portrait and Figure** Wednesday afternoons,
location varies
Contact: Marcy Roth mcroth47@gmail.com

If you wish to join a group....or start a group, please contact me. Each group is autonomous...deciding how it works, when, where etc. I have included email addresses for the person in charge of each group. Enjoy!!

Art Heals...Stay safe!! Questions: mcroth47@gmail.com

Trivia Answer: While studying at the Academy of Ancient Art in the Medici Palace, Michelangelo not only developed his genius as a sculptor but also excited the wrath of his rival, Torregiano, who struck him with a mallet, crushing the nose on his face and disfiguring him for life.

Next Newsletter

Deadline for April Newsletter is **Friday, March 19th**. Please keep sending in your stories and images to Susan Murphy:


sdmurphy@gmail.com

What's Happening

HEARD MUSEUM

Leon Polk Smith: Hiding In Plain Sight

Through May 31st



Leon Polk Smith, one of the most significant American artists of the 20th century, has been studied and celebrated through major exhibitions, publications, and scholarship over many years—and yet, a significant source of inspiration and influence on his artistic production remains largely unexplored.

This original exhibition takes visitors on a visual journey that starts in Oklahoma Territory, where Smith was born and raised surrounded by Indigenous people and culture, to New York City where he would become a founding icon of mid-century modern art.

MESA CONTEMPORARY ART MUSEUM

42nd Annual Contemporary Crafts

Through April 18h



Highlighting the finest in contemporary crafts from across the country, Mesa Contemporary Arts Museum's Annual Contemporary Crafts exhibition has become a benchmark for innovation and quality. Representative of traditional craft mediums including ceramics, fibers, basketry, metals, wood, glass, jewelry, papermaking and book arts, this exhibition showcases 46 works by 30 artists, representing 11 states.

Guest Juror for the 42nd Annual Contemporary Crafts exhibition was Gail Brown, Independent Curator of Contemporary Craft, Oakland, CA.

Visit their websites for Covid Protocols.



2020/2021 Board of Directors

President Co-Chairs

Jackie Kingsbury 303-589-1712
jackiekingsbury28@gmail.com

Connie Lewis 480-250-9336
dkcllewis@cox.net

Treasurer

Anne Buhler 253-318-2869
buhlerak@gmail.com

Newsletter

Susan Murphy 480-707-3152
sdmurphy@gmail.com

Lecture Series

Valerie Holton 847-507-5348
valerie.holton@comcast.net

Glass Case

Katherine Otte 480-404-6107
kathotte@hotmail.com

Alcoves

Michele Mulleady 703-408-5795
mmulleady29@gmail.com

Educational Programs & Calendar

Janis Bunchman 970-390-9322
jbunchma@aol.com

Linda Berck 630-219-8595
lindaberck01@gmail.com

Recording Secretary

Marcy Roth 785-452-1063
mcroth47@gmail.com

Social Committee

Kathy Brancheau 925-786-3771
kathybrancheau@gmail.com

Jacki Westbay 480-620-8833
jbwestbay@aol.com

Hospitality

Toni Lowden 775-772-0844
tonilowden@yahoo.com

Past Co-Presidents

Chris Rich 720-771-0274
chris_rich@msn.com

Marcy Roth 785-452-1063
mcroth47@gmail.com