

From the Art Room

The Verdes Art League Member Directory is Completed



Toni Lowden and Margie Barritt with one of the completed Verdes Art League Member Directories.

As I am going through the Directory pages proofing the online version, I am once again amazed at the diversity of the members of the VAL. From folks who talk about wanting to be an artist from childhood, or having taken art courses in college and then taught art classes to folks, like me, who took up art when retirement gave them the leisure to do so.

And what did all this diversity create: many painters, also weavers, jewelry creators, sculptors, photographers, workers in leather, wood, metal and then those members who do a lot or a little of everything.

Not only are VAL members doers, but many of them are teachers. Art education is a big part of the VAL experience. Some members are mostly teachers, some mostly learners and a good number are both.

Currently there are three actual paper copies of the Directory: one in the Art Room, one in the Rio Verde Library and one waiting for a place to be shown at Tonto.

Margie Barritt

“As our meetings grew to such a large circle, the frustration grew in trying to remember peoples' names and what kind of work they did.”

Networking with other artists is one of the main reasons we all join the Verdes Art League, but as a newcomer I found the large circle that gathered for meetings in the Art Room became too large to provide more than meeting the one next to you on either side. That frustration led me to suggest to the current board that it was time to have a directory with each member's picture and an image of their work. At least then we could find out if someone had attended the same school, or was interested in the same art discipline - The Board's reply was, they liked the idea if I would do it... and thank goodness Margie Barritt said she also thought it was a good idea and she wanted to help me, or we would not be putting the completed Directories in the Art Room and the Library.

The second doses of the vaccine have been given out now, and most people feel it is safe to release them for the members to enjoy. The project has taken a year. (Perhaps we should label it the Covid Directory Project.)

Some have impressive credentials, and some are just joining so they can learn from the many workshops and classes offered. The community will learn what Margie and I have discovered. We have an amazing membership of talent here. Some of us know each other well, but some are newcomers looking for a way to connect.

This will be an interesting networking tool. We are still exploring the many opportunities that follow in this digital age. We can upload the Directory onto a website to also announce our shows and workshops. We can attach it to our Community Center's website to enhance the value of living in the Verdes, we can expand on the concept that this is just a golf community. As you read the artist statements, it is our hope that you'll find a connection to a fellow artist.

Toni Lowden

See pages 3 and 4



Like us on Face Book

Newsletter is online at www.rioverdearizona.com under Community Center & Verdes Art League.

From the Co-Presidents



Connie Lewis

Jackie Kingsbury

As we approach our final month of classes and activities for the art league, I want to thank you for your support of our league. It has been a year of challenges but also a year of learning. For me Zoom has been a challenge but also a learning experience. The board has done a great job of offering classes and information. Thank you Susan for your great newsletter with stimulating articles about the art world and our members work. Our small group gatherings have been successful both in the art room and on patios. Our group leaders have kept us together! We are fortunate to have kept art as part of our lives.

The board has been working on the roster of officers for next year. If you are interested in participating on the board, please contact Connie or myself. You will be rewarded with a closer relationship to your artistic friends. New ideas are needed to keep

us all stimulated. Please consider sharing your talents. Perhaps you have a new project that you are willing to teach or a new product that fascinates you. Perhaps you want to organize a group to attend a lecture or visit a gallery. I plan on joining the Arizona Watercolor Society and going to their meetings. What do you want to do next year? I bet you can find a fellow member to join you.

Connie Lewis will be hosting a Social Get-Together at her home on Wednesday, April 14th. Wine and Cheese will be served, so save the date and don't forget to RSVP to Connie. I wish it was a mask burning event but that will have to be another party.

Jackie

As this Covid year comes to a close and Jackie and my co-presidency is getting close to finishing, I want to thank our members who have dealt with all the restrictions so well. From mini shows, zoom meeting and members working behind the scenes we have kept our Art League very viable for the future.

Many thanks to Jackie who did most of the work for us. She did all this while making lots of masks for charity and neighbors. She learned how to zoom which was so important to keep the group connected. I just took on a few little duties and was a sounding board as I had led the group previously. It was great to work with her.

Hopefully, next year, we will be able to meet in person. We wish those leaving early for summer a free and healthy, happy one and a return to your art friends.

Connie



VAL
April Social
Get-Together
On The Patio

Wednesday
April 14th
4:00 pm

Hosted by Connie Lewis

18836 E Via Hermosa
In Rio Verde

RSVP to Connie by April 10th
dkcllewis@cox.net
480-250-9336

Verdes Art League Directory Is Completed

Continued from Page 1

The Directory submissions featured this month are from sisters:

Margie Barritt, Ruth Orton and Judy Erling are sisters, as are Carmella Gaughan and Roseanne Testa.

Doing art together is an especially nice activity for all five sisters.

Marjorie Barritt

About my art




When I retired in 1999 I began doing watercolor sketches and also took a series of classes and workshops with some of the many talented artists in Ann Arbor and Chelsea, Michigan, where I was living at the time. I was soon introduced to the vocabulary, the tools, the description of techniques and some of the "big" names of watercolor painting, both historically and current.

In spring of 2008 I bought a digital camera. Now I had another tool to use in creating art, either alone or in combination with various painting techniques. I began to combine black and white photographs printed on transparent paper with backgrounds that were watercolors, monotypes or pencil. The subjects tended to be architectural or architectural forms in nature. I also used the camera to capture images to inspire my watercolor paintings.

In 2008 I moved permanently to the Sonoran desert of Arizona. The inspirational images became those of mountains, desert plants and flowers, native ruins and colonial structures and the expanse of sky that hung above it all. I continued to experiment, inspired by other artists and their work and enabled by the technology of new generation cameras, computers, printers and scanners.

Art opportunities abound in this desert setting: drawing and painting with Eddie, color, watercolor painting with Lori Coue, occasional workshops and classes with Verdes Art League members and Wednesday Draw Studio where I can practice what I have learned and share techniques and talk art with a group of artists whom I admire and respect. The Verdes are about as good as it gets for artists.

marjorie.barritt@umich.edu
marjoriebarritt.com




"Canyon de Chelly," watercolor, 16" x 22"



"In the beginning," mixed media, 15" x 18"

See more examples of work at marjoriebarritt.com



"Charm," oil, 13" x 15"

Ruth Orton

Art Thoughts



Art has always mattered to me. I find art meditative and hope that it is always a part of my life in some form. Moving often as an Air Force officer's wife meant that I had many teachers who taught different methods and mediums.

In Montgomery, Alabama, the only decent preschool was at Auburn at Montgomery. One of the art professors there had been recommended to me when I was in a painting class in Dayton, Ohio. So I took classes while our youngest son went to preschool and ended up with enough credits to get an art degree. It was fun, stimulating and a good way to make artist friends in a new place.

While living in Germany, a friend in the German American club introduced me to silk painting. When we moved back to the states I made my own silk paints and sold painted silk scarves through galleries in the Annapolis, Maryland, area before I began a career as a realtor. After retiring I took more classes and loved pastels and acrylics and plein-air painting.

When we wintered in Fllo, I joined the Verdes Art League and concentrated on Table Top Art, 5" x 7" acrylic paintings, encaustics and later created dichroic glass jewelry. Now that we live in Rio Verde full time, my last paintings have been abstract, thanks to Merz Coeffinger's class, and I have been concentrating on doing original abstract cards. I love Draw Studio because the other artists inspire me and I enjoy their company.

ruthorton@gmail.com
443-871-5515 cell



"Up from the Depths," mixed media & acrylic, 8" x 10"



"Three Sisters," acrylic, 6" x 7"



"4 Peaks," torn paper & acrylic

Continued on Page 4


Judy Erling



I described myself as a "Dabbler" at last fall's Art League meeting. In thinking about it, now I would say I am a "Traveler" and that engaging in Arts and Crafts have given me a way to escape, endure, enjoy, express, celebrate, and enrich my 73 years of life so far. My first memory of "expression" was the poster sized painting of the statue of "The Davids" that I did in Art class in high school on black poster board in gold paint. I am sure it horrified my religiously conservative parents. I cannot remember if I took an art class in college but I know I crocheted a bell bottomed pants suit. I took up ceramics in my 20's when my husband was doing his medical internship (rarely home) and I had two children 18 months apart. Pounding the clay was sooo therapeutic! Fast forward fifty years and I decided to take Eddie's class.

It has been educational, frustrating, and a JOY. I loved the drawing, and currently have a love/hate relationship with water colors. Happily that feeling is shared by one of my long term women friends. We have decided ourselves a Cokes cohort and get together every Wednesday afternoon to paint and grumble about life during the pandemic. Then I make a copy of what I have finished and send it off to Eddie. He writes me back with his suggestions and sometimes a little sketch of something. Right now I think doing art is all of the adjectives above. I hope to continue being a "Traveling Dabbler" for many years to come!

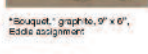
judy.erling@mac.com



"Inking waves," graphite and water, 9" x 6", assignment



"Desert Sunset," watercolor, 5" x 5 1/2", from a calendar



"Squiggle," graphite, 6" x 6", Eddie assignment

VAL Website

The Verdes Art League now has a website which can be reached by typing in your browser:

verdesartleague.org

Thank you to all of the Verdes Art League members who submitted their information and images of their work. Our plan is to make changes to the individual submissions each February. Members who have paid their dues will be able to make changes to their text and/or images at that time. To see each member's text and images, click on their photo. We hope you will let us know if your pages generate contacts from folks who are interested in your art. Also look for issues of the VAL newsletter which will be included on the website. If you have questions contact:

Margie Barritt
margb@umich.edu

Toni Lowden
tonilowden@yahoo.com

Verdes Art League Directory

Continued from Page 3

March VAL General Meeting

There was a good turnout at the March General Meeting of the Verdes Art League via Zoom. Connie Lewis welcomed everyone with some jokes and quotes. There are 54 paid members in the league at this time.

Margie Barritt updated the group on the renovation of the Community Center and plans are set for completion by the end of November.

Toni Lowden announced to the group that the VAL Member Directories are now in the Rio Verde Art Room and Library, and there are plans for a copy to be placed at Tonto Verde sometime soon. Changes or additions can be made to the Directory annually. Toni is looking into costs of printing copies for those members that are interested.

Margie Barritt and Toni Lowden did a fantastic job with this Directory, so next time you're in the Art Room, take a look at it. Our membership is so diverse and talented in many ways.

The Directory will be included in the VAL website as well. Margie Barritt is working on getting the website up and running. The VAL will be looking for a Webmaster in the future.

Janis Bunchman gave an update on Workshop/Classes for April. Unfortunately Beth Zink had to cancel her "Painting Cactus Flowers" Workshop. Margie Barritt's "Poured Watercolor" Workshop is full, as is Kathy Morgan and Toni Lowden's "Jewelry Class. Janis is quite pleased with what actually took place this season during these Covid times. Thank you Janis, for all your time and effort in providing a diverse list of workshops.

There will be one more Art Chat on Monday, April 12th at 4:00. Look for your Zoom invite email prior to this. Each one is different and there's always something to talk about and discuss along with looking at what you're working on.

Susan Murphy requests that members send her news and images during the summer to include in the newsletters. It's nice to know what everyone is up to.

In the past Emmett Ryan paid for magazine subscriptions for the Art Room. The VAL plans to continue this tradition in his honor. Anyone with magazine ideas should contact Jackie Kingsbury or Connie Lewis to let them know which magazine they prefer. Toni Lowden will be looking into getting a magazine rack to go near the bookshelves in the Art Room.

On another note: please take advantage of the wonderful Art Library that we have in the Art Room. All of these books have been donated to the VAL and there is a wealth of informative and inspiring material for members.

The Nominating Committee is working on positions that need filling. If you would like to nominate someone or

Continued on Page 5

Carmella Gaughan




My life growing up in Northeast Pennsylvania in the 1950's did not offer many opportunities to experience viewing art or producing what would usually be considered art. We did go to a small museum in Scranton, PA. Our school provided some art history but very little in the way of hands on art. We were expected to be interested in and excel in those classes that led to earning a living.

My creative talents were expressed through sewing, cooking, gardening, knitting and home decorating. I have sewn clothing, dresses, aprons and other household items. This provided me experience with color, texture and the flowing motion of fabrics. Cooking also calls for creativity in color, texture and presentation.

Living in Pennsylvania and Vermont has provided me the beauty of the four seasons. My Vermont home had an extensive flower garden. Planning and maintaining such a garden required vision and planning for the size, color, and texture of the plants being used to have a pleasing, balanced garden. My home here in Rio Verde also has a large garden with a variety of desert plants and flowers. My love of flowers has been reflected in my art work. I have done several floral pieces in both watercolor and oils. Even though I love doing flowers, to avoid boredom and to expand my knowledge I try to choose a wide variety of subjects. I have done landscapes, people and animals.

I have to thank Eddie Lopez for channeling any natural talent I may possess into my art work. My art journey started with seeking a new hobby and enrolling in his drawing class. His instruction and patience have encouraged me to remain a life long learner.

johnnycarm5@aol.com



oil on canvas, 22" x 28"



"Hummingbird," watercolor, 9" x 12"



"Flowers," oil on canvas, 16" x 20"

Rosanne Testa



Unlike most members of the art league I did not grow up with any art experiences. I came to the art world in my retirement. Retirement is a new phase in life so new experiences are welcome. My first step in this new phase was to winter in Rio Verde. With this I was looking for new experiences. I wanted to try things I had never done before. A new physical activity would be to learn to play golf. A new mental challenge would be to learn the basics of drawing.

Since I had absolutely no natural ability or previous knowledge, Eddie Lopez's classes were an obvious choice. I have surprised myself at how much I have learned moving through Eddie's designed program. It isn't just about producing a piece. You get a whole new perspective and appreciation for the world around us. The color, shapes and movement in nature are fascinating.

Living all of my life in Northeast Pennsylvania provided an abundance of natural beauty especially in my favorite season of autumn. This year an early frost provided a spectacular foliage early enough for me to enjoy before my return to Rio Verde. My home is a two hour drive from Philadelphia or New York City both of which have so much to offer in terms of the arts. I love all kinds of museums.

My art work is simply for myself. Time flies during class and at home when working on a project. It is amazing to finish a piece and realize how much you have learned and have enjoyed doing the work.

I encourage anyone to try something new. give art classes a try. You never know what you can do.

rosanne815@aol.com



"Granny," pencil drawing, 11" x 14"



"In My Kitchen," acrylic, 6" x 6"



"Dessert in Florence," acrylic, 10" x 10"

General Meeting

Continued from Page 4

yourself, please contact Jackie Kingsbury, Connie Lewis, or Margie Barritt. The league is proud to announce that Toni Lowden and Marz Doerflinger will be Co-Presidents next season! They will be taking over the reigns in November. Anne Buhler will continue as Treasurer, Susan Murphy will continue with the newsletter, and Connie Lewis will be taking over as Recording Secretary. Kathy Brancheau has stepped up to take over Education/Workshops and will need a co-chair. Other positions will be announced once they are filled.

Margaret Sullivan and Chris Demma have again agreed to chair the VAL Fall Shows. Fall Shows will be small and held on Sundays in the Community Center. They are hoping to start them on November 21st and run through December 12th or 19th. Participation will be first-come, first-serve. Applications will be emailed out in early April. The deadline for participation will be June 1st. There will be a \$35 entry fee and each show "pod" will have a captain for setup and take down, etc. Much of this depends upon the Covid protocols, so look for more information in the near future.

Connie Lewis will be hosting the final in-person VAL Gathering at her home on Wednesday, April 14th at 4:00. She has asked that members bring a piece of art to share with the group. Wine and cheese will be served on the patio. Please RSVP to Connie by April 10th.

Chris Rich, Susan Murphy, and Kathy Brancheau gave an update on their small groups that meet weekly. They have been a great diversion for each.

Jackie Kingsbury talked about her impromptu Fiber Clay workshop and thanked Michele Mulleady for her instruction, and she showed some of the work produced. Jackie has asked Michele to lead a class in Fiber Clay next season. Jackie also played with indigo dye while her granddaughters were visiting. She has a lot of dye left and asks if anyone is interested in trying it that you can pick it up from her or she can drop it off. Contact Jackie if you're interested.

At the end of the meeting Jackie introduced new member Stephen McCullough. Stephen is a member of the Choctaw Nation of Oklahoma, and along with his brother Michael have been fine artists since the early 1990s. Stephen is a self-taught Southwestern artist painting mainly in acrylic. He has worked in bronze and watercolor as well. His subject matter is mainly native american pottery and kachinas on gallery wrapped canvas. He is represented by galleries in Santa Fe, Albuquerque, Sedona, Taos, Moab and Tubac.

Stephen has been juried into the Santa Fe Indian Market for the last 28 years as well as the Heard Indian Market which he says is his favorite venue.



Stephen McCullough

Stephen talked about his years in the fine art business including juried shows, gallery representation, framing, and websites.

He discussed website development and suggested faso.com. Faso is the leading provider of professional artist websites and is a place to sell your art. Cost is near \$20 a month. In the future Stephen may give talks to the league where one can gather information.

Stephen has offered his phone number to anyone who wishes to ask him questions at 505-288-2192.

You can view his work on his website at:

mcculloughfinearts.com

By-Monthly Newsletters Will Be Published During Off Season

There will be three By-Monthly Newsletters published for the off season of the Verdes Art League.

The next Newsletter will be published for May/June, followed by July/August, and September/October.

Deadline for the May/June edition is Wednesday, April 21st. Let us know what you're up to. Please send your news and images to Susan Murphy at:

sdmurphy@gmail.com

Welcome New Member

Marcia Sipes

April



Poured Watercolor With Margie Barritt

All Levels
Maximum 8 - Class is Full
April 2-3
9:30 am - 12:30 pm
Rio Verde Art Room
\$30 pay at Workshop



Painting Cactus Flowers With Beth Zinc

All Levels
April 7th
9:30 am - 4:00 pm
Rio Verde Art Room
\$150 materials provided

CANCELLED



Jewelry Class Double Neckless & Earring Set With Kathy Morgan & Toni Lowden

Friday, April 9th Rio Verde Art Room
1:00 pm - 4:30 pm \$55 + \$20 material fee

All materials will be provided. Make check out to Toni Lowden for \$75 and put it in the Black File Box in the Art Room to hold your place. Class size limited to six participants. Questions:

Toni Lowden: tonilowden@yahoo.com
Kathy Morgan: bigkbig@aol.com

Casey Chevront's Intuitive Abstract Workshop



Casey Chevront's Intuitive Abstract Workshop was held on March 12th in the Rio Verde Art Room. Casey is a popular instructor and participation was full.



Kathy Brancheau



Kimberly Schols



Chris Demma



Shannon Van Zuptpher



Peg Zarlengo and Jennifer Page

Fiber Clay Fun Day At Jackie Kingsbury's



Jackie Kingsbury held an impromptu Fiber Clay workshop at her home on Friday, March 19th. Michele Mulleady gave some instruction to all which included Jackie's husband Paul, and her grandchildren.



Weekly Abstract Group Creates!



Spattering technique was used to create these abstracts.

The Abstract Group comprised of a small group from the regular Draw Studio has been busy creating abstracts in a different vein each week and then getting together on Thursday afternoons on each other's patios to discuss and critique each other's works.

The group consists of Kathy Brancheau, Marz Doerflinger, Diane Kizewski, Toni Lowden, Peg Zarlengo and Kimberly Schols.



March 18th palette knife assignment.



Peg Zarlengo's palette knife project.

The Abstract Group is using the book *Abstracts: 50 Inspirational Projects* by Rolina van Vliet as their weekly assignment guide. Each week they work on a new project and then get together and compare and critique each other's results.

On March 18th they discussed the past week's project of using lines with a palette knife.

Peg Zarlengo says "We don't always like the projects but it does cause us to try different techniques and it has really been fun getting together to see how others interpreted the project. I think everyone is enjoying it. Each week's assignment is different and there is no continuity. In other words, a person can start any time and not have missed anything by not having done the previous projects. I've only been in the group for about five weeks."

The Abstract group meets on Thursdays at 1:00 pm for an hour or so to talk about what they created. They meet in private homes, usually outside. Anyone can join at any time. If you would like more information, contact one of the group members.

Portrait Group



Robin Hoyt and Chris Rich

The Portrait Group worked on landscapes during their session on March 17th in the Art Room. Marcy Roth took this photo.

Art Trivia

The artist Kandinsky is considered the first for this type of art?

Arizona Sage Art Market



Saturday
April 10th
10:00 am - 4:00 pm

The Holland Center
34250 N 60th St
Scottsdale AZ

A juried art sale that features local artists in a safe-socially distanced environment. There will be 30 artists participating, some indoors appropriately spaced, and some outdoors in tents. This is a unique opportunity to connect with local artists, and see the exceptional artwork they have to offer. Most items will be priced under \$300. There will also be a raffle of items contributed by the artists. Don't miss it! Masks are required.

The Holland Center is a vibrant, community-oriented nonprofit organization celebrating art, education, and service in the Desert Foothills region.

hollandcenter.org

ART ROOM PROTOCOLS



- ▲ Maximum 10 persons at any one time.
- ▲ Each participant will maintain social distancing of at least six feet.
- ▲ Each participant will use his/her own supplies.
- ▲ Each participant will sanitize the table and chair before and after each attendance.
- ▲ Each participant must wear a face mask.

Have You Paid Your Dues???

Have you paid your membership dues for the Verdes Art League yet? Annual dues are \$30.00 for the season which runs from November 2020 to November 2021.

Please make your check out to the Verdes Art League. You may put it in the Membership Envelope in the Black File Box in the Art Room or mail it to our treasurer:

Anne Buhler
18426 E Picacho Rd
Rio Verde AZ 85263

VAL Art Chats! On Zoom



The Final Art Chat
Will Take Place
On Monday, April 12th
4:00 pm

Look for email Zoom invite prior.

Class & Workshop Photos Needed

Susan Murphy is asking those that take VAL Classes or Workshops to take photos and send your jpg images to her at:

sdmurphy@gmail.com

Alcove & Glass Case Displays Discontinued Till Further Notice

Due to the renovation of the Rio Verde Community Center, the Alcove and Glass Case will not be open for displays till the renovation is complete. Those signed up for February through April will take precedence for the months when the Community Center re-opens.

For the Alcove Display contact:
 Michele Mulleady
 703-408-5795
mmulleady29@gmail.com

For the Glass Case contact:
 Katherine Otte
 480-404-6107
kathotte@hotmail.com

Alcove Display		Glass Case Display	
Michele Mulleady		Katherine Otte	

DISCONTINUED
 TILL FURTHER
 NOTICE!

If you wish to display, please sign-up on the Art Room Bulletin Board or contact Michele Mulleady.

If you wish to display, please sign-up on the Art Room Bulletin Board or contact Katherine Otte.

* In order to give all members a chance to display their crafts or artwork, a limit of displaying twice in a calendar year will be observed.

Ongoing Classes

General Art Instruction: *Instructor: Eddie Lopez (Current Schedule)*
 Rio Verde Community Center Art Room
 Mondays 9:30am-2:30pm beginning February 1st

Curriculum includes Drawing and Painting in all media. When the number of students exceeds what works well for the class, he will add additional classes. Watch this space for continuing information or check out the Art Room door for the current schedule. Classes are \$25 payable in cash only. Messages can be left for Eddie at the Community Association office.

Draw Studio: *Marcy Roth*
 Contact Marcy Roth 785-452-1063 or mcroth47@gmail.com to join a small group. Days and Times Vary depending upon which group you join.

Open Studio & Mini Workshops: *Janis Bunchman & Linda Berck*
 Rio Verde Community Center Art Room
 Tuesdays - Open Studio/Classes/Workshops - All Day
 Wednesdays - Open Studio/Classes/Workshops - All Day
 Fridays - Open Studio/Classes/Workshops - All Day
 Saturdays - Open for Guest Art Teachers

Woodcarvers: Thursdays 1:00 pm - 4:00 pm

VALWORKSHOP CALENDAR

April

- 2 Poured Watercolor with Margie Barritt
- 3 Poured Watercolor with Margie Barritt
- 9 Jewelry Class with Kathy Morgan & Toni Lowden
- 12 VAL Art Chat Zoom
- 14 VAL Social Gathering

*This Calendar Is Subject To Change.
Look for the Calendar in the Art Room.*

Watch & Listen at the Heard

The Heard Museum team has pulled together some resources for you to help engage with American Indian art and culture in the comfort of your own home and on your schedule. They will be updating this content weekly for you to access some their most popular videos, articles and books online.

heard.org/heardathome

“

Don't worry about how you should draw it. Just draw it the way you see it.

”

Tim Burton

Ongoing Classes

Art Classes with Eddie Lopez

Mondays at Rio Verde
9:30-12:30

Plein Air

Every Tuesday Morning
Jack Vogler: jack_vogler@yahoo.com

Draw Studio

Small Groups
Contacts listed in article at right

If you have any questions...
Contact:
Marcy Roth: mcroth47@gmail.com

Draw Studio

By Marcy Roth

Because of the virus situation, we will try meeting in small groups. Groups can decide when and where to meet....if the art room is empty, that is an indoor option for you (abiding by all protocols of no more than 10 people, 6 feet apart, etc.). Check the calendar in the VAL Newsletter to see when the room is available.

Here are the groups so far:

1. **Abstract Art**.- Thursdays 1:00, various locations
Contact: Kathy Brancheau kathybrancheau@gmail.com
2. **Draw-Sketch-Contour** Wednesdays 10:00-12:00
in Art Room, Contact: Diane Kizewski dlk_1021@yahoo.com
3. **Portrait and Figure** Wednesday afternoons,
location varies
Contact: Marcy Roth mcroth47@gmail.com

If you wish to join a group...or start a group, please contact me. Each group is autonomous...deciding how it works, when, where etc. I have included email addresses for the person in charge of each group. Enjoy!!

Art Heals...Stay safe!! Questions: mcroth47@gmail.com

Next Newsletter

Deadline for May/June Newsletter is **Wednesday, April 21st.**

Please keep sending in your stories and images to Susan Murphy:

sdmurphy@gmail.com

What's Happening

HEARD MUSEUM

Leon Polk Smith: Hiding In Plain Sight
Through May 31st




Leon Polk Smith, one of the most significant American artists of the 20th century, has been studied and celebrated through major exhibitions, publications, and scholarship over many years—and yet, a significant source of inspiration and influence on his artistic production remains largely unexplored.

This original exhibition takes visitors on a visual journey that starts in Oklahoma Territory, where Smith was born and raised surrounded by Indigenous people and culture, to New York City where he would become a founding icon of mid-century modern art.

MESA CONTEMPORARY ART MUSEUM

42nd Annual Contemporary Crafts
Through April 18th



Highlighting the finest in contemporary crafts from across the country, Mesa Contemporary Arts Museum's Annual Contemporary Crafts exhibition has become a benchmark for innovation and quality. Representative of traditional craft mediums including ceramics, fibers, basketry, metals, wood, glass, jewelry, papermaking and book arts, this exhibition showcases 46 works by 30 artists, representing 11 states.

Guest Juror for the 42nd Annual Contemporary Crafts exhibition was Gail Brown, Independent Curator of Contemporary Craft, Oakland, CA.

Visit their websites for Covid Protocols.



2020/2021 Board of Directors

President Co-Chairs

Jackie Kingsbury	303-589-1712
jackiekingsbury28@gmail.com	
Connie Lewis	480-250-9336
dkcllewis@cox.net	

Treasurer

Anne Buhler	253-318-2869
buhlerak@gmail.com	

Newsletter

Susan Murphy	480-707-3152
sdmurphy@gmail.com	

Lecture Series

Valerie Holton	847-507-5348
valerie.holton@comcast.net	

Glass Case

Katherine Otte	480-404-6107
kathotte@hotmail.com	

Alcoves

Michele Mulleady	703-408-5795
mmulleady29@gmail.com	

Educational Programs & Calendar

Janis Bunchman	970-390-9322
jbunchma@aol.com	
Linda Berck	630-219-8595
lindaberck01@gmail.com	

Recording Secretary

Marcy Roth	785-452-1063
mcroth47@gmail.com	

Social Committee

Kathy Brancheau	925-786-3771
kathybrancheau@gmail.com	
Jacki Westbay	480-620-8833
jbwestbay@aol.com	

Hospitality

Toni Lowden	775-772-0844
tonilowden@yahoo.com	

Past Co-Presidents

Chris Rich	720-771-0274
chris_rich@msn.com	
Marcy Roth	785-452-1063
mcroth47@gmail.com	

Rio Verde Seasonal Visitor Publishes Book



"I'm an author of a book entitled, *A Love Forever, Creating An Amazing Marriage*. This is the most interesting part: Couples report reading the chapters aloud, then having the best discussions that they have ever had. Men and women are enjoying the book. These couples are encouraging me to tell others about the book"

Lynne Thomas

Lynne Thomas, M.A. is an expert in the field of marriage and relationships. For thirty years, she has helped couples improve their marriages as a psychotherapist and marriage counselor. She is a captivating speaker, a proficient seminar leader, and an insightful author.

Lynne has created a successful practical process of helping couples to create an amazing marriage, and experience lasting love. In a very dynamic, easy, concise, and positive way, her approach transforms and enriches marriages.

Book Review: *A Love Forever*

By Lauren Donahue

Our excitement and enchantment with love and marriage doesn't stop with Hollywood movies. It resounds through magnificent voices like Michael Buble, Adele, and Frank Sinatra. Yet, as amorous films and love songs grant us a glimpse of romance and marriage from the inside, researchers provide a view from the outside. In 1972, polls predicted that 97% of men and women in America would marry in their lifetime. The concept of "Living happily ever after" or "until death do us part," ignited excitement and exhilaration in couples in the seventies. Fast forward to 2016. The census report reveals that only 48% of adults in America were married. What happened? Time changed things. In 2016, society was drastically different from the seventies; couples wanted more value from their long-term relationships. The fascination with marriage was replaced by fear and frustration for many people. Those who were newly married scurried into the future together without a real road map. The journey was bumpy with unexpected turns and painful events. These experiences flung countless marriages off track. Couples faced challenges as they tried to blend two lives together with limited access to solutions.

Now, at last Lynne Thomas shines a bright attractive light on marriage in her outstanding newly released book "A Love Forever." Elevating marriage to a rewarding position, with a crisp distinct style and keen skillful clarity, this work engages the reader ambitiously. Thomas invites couples to shift their point of view, and rethink their choices, as they prepare to transform their marriages. This work guides you straight ahead, showing you how to conquer the bumps in the road. Lynne Thomas has been writing about human behavior and marriage since her first marriage counseling sessions with couples. Her newspaper columns and newsletters attracted readers, fashioned new insights, activated thoughts, and kicked-off exhilarating discussions.

Over the years, these distinct experiences propelled this expert to author "A Love Forever." Easy and comfortable, a book written for the reader, it delivers fresh inspiring wisdom for couples to digest and execute. As you turn the pages of this non-fiction work, the word "choice" captures your attention. Thomas writes, "Choices are the real change agents in a person's marriage and life. ... Consider this incredible fact: At birth, every person is given time, space, and choices. With these three tools, each person designs their life, shapes experiences, forms relationships, cultivates their career, makes personal changes, and develops their marriage. Choices are remarkable invisible agents of change in every person's life. An extremely valuable creative tool, that has the power to bring forth new experiences, successful progress, and incredible outcomes."

Before she presents readers with the golden key to an incredible future, Thomas prepares them. First, a new perspective is offered. Then, they're helped to repair the past. Next, they're shown how to enrich the present. She advises, "In an amazing marriage, couples create "win-win" solutions. A "win-win" solution is an inclusive decision. That's right! An inclusive decision means that each spouse receives something of similar value when the decision is made. ... A process that couples love to participate in through out their marriage."

Another eye catching topic, "Feeling Like A Winner." Thomas writes, "Imagine giving your spouse the gift of feeling like a winner, or a hero, or a success; then envision your spouse giving you the same special gift." This choice inspires love!

This invigorating approach is quite different from the first authors who advised the public about marriage in the seventies. One such author comes to mind, the popular psychiatrist, Dr. David Viscott. His innovative work, "How To Live With Another Person" emphasized open and honest communication as one way to resolve issues. It was a time when spouses were encouraged to stop concealing true thoughts and feelings, which was an issue in the seventies.

As time moved on, so did the issues. Thomas has addressed issues by putting a new and different spin on her work, pulling readers in with a new positive perspective. Guiding the reader through specific choices and solutions, this author presents a new ultimate goal for their marriage - "creating amazing experiences and terrific memories." A unique offer by the author, encouraging couples to bring innovation to their marriage. Envision a couple eagerly pouring creativity and joy into their daily events, weekend plans, and shared goals - a true treasure. A great opportunity! Successful companies bring creativity to the work place, with the same innovative spirit married couples can bring creativity to their daily activities, and future plans.

"A Love Forever" is truly a captivating and fascinating book that will guide and inspire as couples transform their marriages.

Special Offer:

Lynne Thomas is a seasonal visitor to Rio Verde. She is not a home owner YET.

She is offering the book at a discounted price of \$15.00 to anyone who would like the book. She will be happy to deliver the book to you.

Contact: Lynne Thomas

lynnethomas@yahoo.com